

Go-21

High-Resolution USB 2.0 Digital Color Camera

The **QImaging® Go-21** color CMOS camera is designed for high-resolution image archiving in brightfield microscopy, pathology, histology, material science, and clinical applications. The Go-21 offers variable resolutions using up to 21 million pixels, thus providing the flexibility to make the most of the microscope optics. State-of-the-art design combines engineering excellence with innovative subpixel-shifting technology to enable more accurate color imaging. The camera's USB 2.0 interface provides convenience and simple plug-and-play installation via a single cable.

camera models

Includes: USB 2.0 cable, power supply, QCapture SUite software, QCapture Pro software, and access to SDK

Color Go-21

Model: GO-21-CLR-10

camera options

Extended Warranty



features	benefits
High-Resolution, Imaging	<ul style="list-style-type: none"> User selectable to provide full ability to match optics to camera resolution
High-Speed Readout	<ul style="list-style-type: none"> Previewing & focusing in real time 60fps with 640 x 480 resolution 15fps with 1280 x 1024 resolution Ideal for high-resolution imaging
Low-Noise Electronics	<ul style="list-style-type: none"> Enhanced color accuracy and detail
Flexible Exposure Control	<ul style="list-style-type: none"> Optimal integration over a wide range of light levels
ROI (Region of Interest)	<ul style="list-style-type: none"> Higher frame rates for previewing & focusing
USB 2.0 Connection	<ul style="list-style-type: none"> Simple connectivity Ease of use and installation Portability with laptop computer Single-cable operation (no external control unit or framegrabber)
Extensive Application Software Support	<ul style="list-style-type: none"> Choose from a large selection of life science & industrial software for microscopy, machine vision, & video-streaming functions

Go-21 Specifications

CMOS sensor	
Light-Sensitive Pixels	1280 x 1024, 2560 x 2048, 3840 x 3072, 5120 x 4096
ROI (Region of Interest)	User selectable
Exposure/Integration Control	0ms to 8.84sec
Sensor Type	CMOS, color sensor
Pixel Size	5.2µm x 5.2µm
Linear Full Well	> 20,000e-
Read Noise	20 e- rms
Shutter	Rolling shutter with single-frame capture
Digital Output	8 or 10 bits (24- or 30-bit color)
Readout Frequency	24MHz
Frame Rate	15 fps @ 1280 x 1024 resolution; 60fps @ 640 x 480 resolution
camera	
Computer Platforms/ Operating Systems*	Windows®
Digital Interface	USB 2.0
Still-Image Resolutions	User selectable: 1.3 million pixels, 5 million pixels, 10 million pixels, 21 million pixels (preferred via oversampling)
Trigger Types	Internal, Software
Normal Gain Control	1.3 to 3.88
Optical Interface	1/2", C-mount optical format
Threadmount	1/4" — 20 mount
Power Requirements	900mW; 6VDC
Weight	300g (0.67lbs)
Warranty	2 years
Operating Environment	0 to 50°C; 95% relative humidity non-condensing
Storage Temperature	-20 to 60°C

applications

Pathology

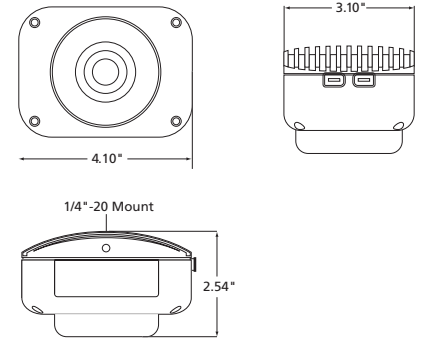
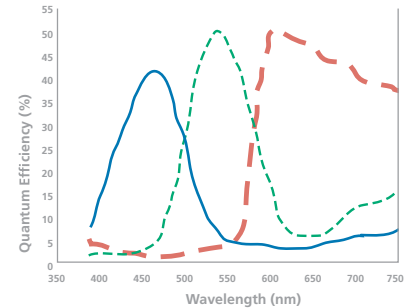
Image archiving for clinical, life science, and material science

Industrial imaging

Brightfield

Still-image animation

spectral response

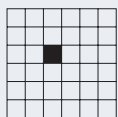


*Refer to QImaging website for detailed listing of supported operating systems.
Note: Specifications are nominal and subject to change.

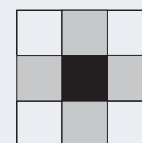
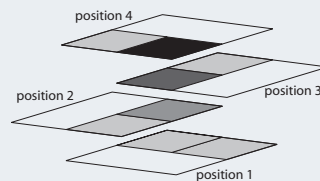
Go is a trademark and QImaging is a registered trademark of QImaging Corporation.
Windows is a registered trademark of Microsoft Corporation in the United States and other countries.
Other brand and product names are the trademarks or registered trademarks of their respective owners and manufacturers.

Resolution	Approximate Image Size @ 24 bits
1.3MP	3.8MB
5.0MP	15MB
10.0MP	34MB
21.0MP	60MB

Sub-pixel shifting



Single Pixel



100% black

* example shows oversampling = 2



Tel 604.708.5061 ■ Fax 604.539.1825 ■ info@qimaging.com
www.qimaging.com

04-0025A-C