

ROLERA-MGi PLUS *FAST1394*

High-Speed, Extremely Sensitive IEEE-1394 FireWire® Digital EMCCD Camera

The **QImaging® Rolera-MGi Plus** back-illuminated EMCCD camera combines >90% QE with the convenience of FireWire IEEE-1394. The Rolera-MGi Plus features the 512 x 512 L3Vision frame-transfer EMCCD from e2v Technologies, enabling charge to be multiplied before readout in order to provide fast detection for low-light-level applications. Capable of capturing 300+ frames per second with binning and ROI, the Rolera-MGi Plus allows single-photon detection for applications such as live-cell confocal microscopy.

camera models

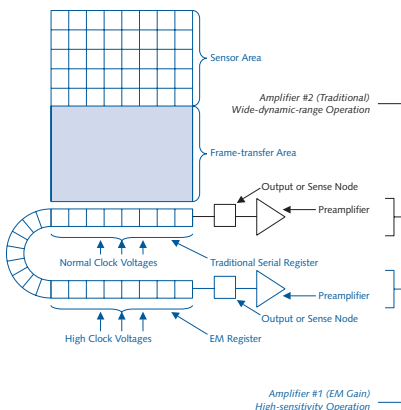
Includes: IEEE-1394 FireWire cable, IEEE-1394 PCI card, power supply, QCapture Suite software, and access to SDK

- **Monochrome Rolera-MGi Plus**
Model: ROL-MGi-PLUS-F-M-14-C


camera options

- Extended Warranty

emccd architecture



Note: Lens shown for illustration only and is not included.



features

High Quantum Efficiency

High-Speed Readout

Low-Noise Electronics

Flexible Exposure Control

External Sync & Trigger

Three-Stage Peltier Cooling

Binning

IEEE-1394 FireWire Connection

PVCAM®
Circular buffers
Device sequencing

benefits

- Extremely high sensitivity for demanding low-light & fluorescence imaging; up to 90%+ between 500–650nm
- Previewing & focusing in real time
- 300+fps with 6x6 binning and ROI
- 30fps full resolution @ 14 bits
- Ideal for automated imaging applications
- Quantitation & imaging of low light levels
- Optimal integration over a wide range of light levels
- Tight synchronization with flashlamps, automated filters, shutters, & microscope stages
- Reduces thermal noise for low-light long exposures while providing temperature stability
- Increases sensitivity for quantitation & imaging of very low light levels
- Increases frame rate
- Simple connectivity
- Better noise performance
- Ease of use & installation
- Portability with laptop computer
- Simultaneous use of multiple cameras through a single port
- Supported by numerous third-party software packages
 - Real-time focus
 - Precise integration with shutters, filter wheels, etc.

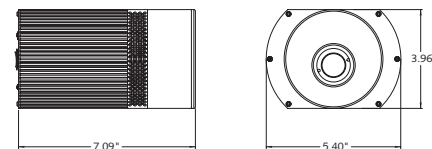
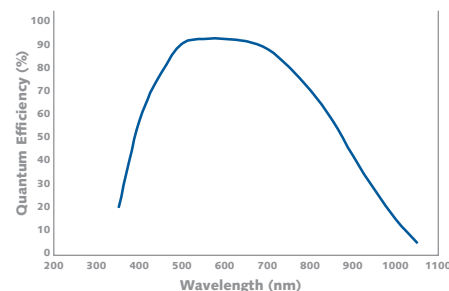
ROLERA-MGi PLUS FAST1394 Specifications

emccd sensor									
Light-Sensitive Pixels	512 x 512								
Binning Modes	1, 2, 3, 4, 5, 6 horizontally, arbitrary vertically								
ROI (Region of Interest)	From 1x1 pixels up to full resolution, continuously variable in single-pixel increments								
Sensor Type	e2v L3Vision CCD97, back-illuminated device								
Pixel Size	16µm x 16µm								
Linear Full Well	800,000e- (EM mode); 200,000e- (conventional)								
Read Noise	<table border="1"> <thead> <tr> <th>"EM gain" amplifier</th> <th>"Traditional" amplifier</th> </tr> </thead> <tbody> <tr> <td>40 e- rms @ 5MHz</td> <td><8 e- rms @ 1.25MHz</td> </tr> <tr> <td>55 e- rms @ 10MHz</td> <td>15 e- rms @ 5MHz</td> </tr> <tr> <td colspan="2"><i>Read noise effectively reduced to <1 e- rms with EM gain enabled</i></td> </tr> </tbody> </table>	"EM gain" amplifier	"Traditional" amplifier	40 e- rms @ 5MHz	<8 e- rms @ 1.25MHz	55 e- rms @ 10MHz	15 e- rms @ 5MHz	<i>Read noise effectively reduced to <1 e- rms with EM gain enabled</i>	
"EM gain" amplifier	"Traditional" amplifier								
40 e- rms @ 5MHz	<8 e- rms @ 1.25MHz								
55 e- rms @ 10MHz	15 e- rms @ 5MHz								
<i>Read noise effectively reduced to <1 e- rms with EM gain enabled</i>									
Dark Current	0.5 e-/pix/s								
Cooling Technology	Three-stage Peltier cooling, chamber back-filled with nitrogen at atmosphere, assembled in a cleanroom environment								
Cooling Type	Down to -25°C, regulated, with software control in 1°C increments								
Digital Output	14 bits								
Readout Frequency	10, 5MHz (EM mode); 5, 1.25MHz (normal mode)								
Frame Rate	30fps full resolution @ 14 bits (300+ maximum with binning and ROI functions)								
camera									
Computer Platforms/ Operating Systems*	Windows® 2000/XP and Vista (32 bits) Mac OS X								
Digital Interface	IEEE-1394 FireWire								
External Trigger	TTL Input								
Trigger Types	Internal, Software, External								
External Sync	TTL Output								
EM Gain Control	1 to 1000 times (0–4095 DAC control)								
Optical Interface	2/3", C-mount optical format								
Threadmount	1/4" – 20 mount								
Weight	3.18kg (7lbs)								
Warranty	2 years								
Operating Environment	0 to 30°C, 0 to 80% relative humidity non-condensing								
Storage Temperature	-20 to 60°C								

applications

- Spinning-Disk Confocal Microscopy
- Dynamic Ratio Imaging (e.g., pH, Low-Concentration Flux)
- FRAP (Fluorescence Recovery After Photobleaching)
- Live-Cell Fluorescent Protein Imaging

spectral response



RoHS



*Refer to QImaging website for detailed listing of supported operating systems.
Note: Specifications are nominal and subject to change.

Rolera is a trademark and QImaging is a registered trademark of QImaging Corporation.
FireWire and Mac OS are trademarks of Apple Computer, Inc., registered in the U.S. and other countries.
Windows is a registered trademark of Microsoft Corporation in the United States and other countries.
Other brand and product names are the trademarks or registered trademarks of their respective owners and manufacturers.



Tel 604.530.5800 ■ Fax 604.539.1825 ■ info@qimaging.com
www.qimaging.com

Rev A0